

# House District 87

## By the Numbers:



Changing Policy.  
Improving Lives.  
[www.labudget.org](http://www.labudget.org)



**SNAP**  
(Supplemental Nutrition Assistance Program)

No. of Individuals Receiving SNAP

9,689

Monthly SNAP Amount Distributed

\$1,172,200

No. of SNAP Retailers

40

Total Recipients\*

115

Total Monthly Distribution\*

\$13,681

**Cash Assistance**



\*Combined Family Independence Temporary Assistance & Kinship Care Subsidy Programs



**TOPS**  
(Taylor Opportunity Program for Students)

No. of Students Receiving TOPS

415

Honors: 81  
Performance: 86  
Opportunity: 229  
Tech: 19

No. of Households Receiving EITC

5,794

Percent of Tax Filers Receiving EITC

35.4%

State EITC Refunds\*

\$828,525

**EITC**  
(Earned Income Tax Credit)



\*Estimated at 5 percent of federal credit, using 2014 tax data



**Medicaid**

Medicaid Enrollment (Expansion)

8,299

Medicaid Enrollment (Non-Expansion)

18,545

Source: Louisiana State Agencies

All data is the most recent available at time of publication, ranging from 2014 to 2018

# Demographics



Population

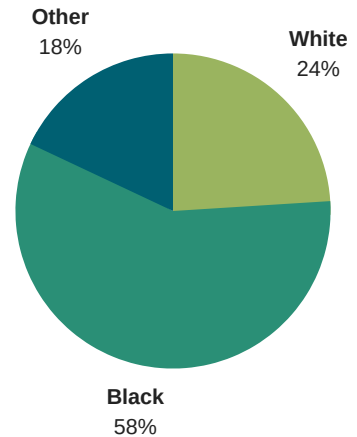
39,519



No. of Households

13,831

## Racial Distribution




# Economy



Median Household Income

\$40,203



Poverty Rates

Category	Percentage
Overall	23.7%
Children	39%
Seniors	13%



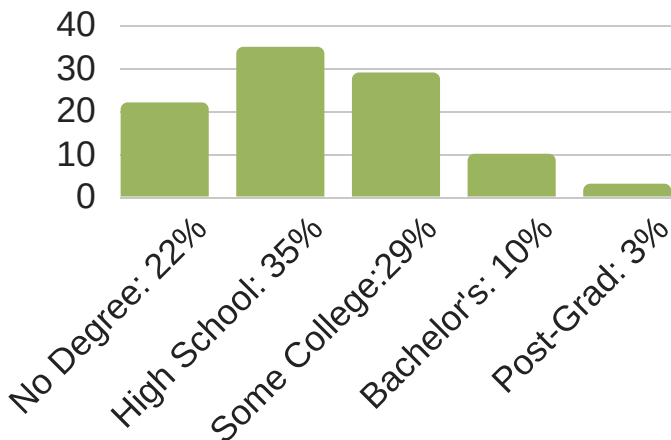
Median Value of Owner-Occupied Housing

\$131,800

# Education

## Minimum Level of Educational Attainment

Population 25 years and over



Public School Enrollment

Jefferson: 49,212