

House District 34 By the Numbers:



Changing Policy.
Improving Lives.
www.labudget.org



SNAP
(Supplemental Nutrition Assistance Program)

No. of Individuals Receiving SNAP

11,253

Monthly SNAP Amount Distributed

\$1,330,000

No. of SNAP Retailers

53

Total Recipients*

152

Total Monthly Distribution*

\$18,206

Cash Assistance



*Combined Family Independence Temporary Assistance & Kinship Care Subsidy Programs



TOPS
(Taylor Opportunity Program for Students)

No. of Students Receiving TOPS

246

Honors: 33
Performance: 53
Opportunity: 143
Tech: 17

No. of Households Receiving EITC

6,891

Percent of Tax Filers Receiving EITC

38.5%

State EITC Refunds*

\$963,589

EITC
(Earned Income Tax Credit)



*Estimated at 5 percent of federal credit, using 2014 tax data



Medicaid

Medicaid Enrollment (Expansion)

5,643

Medicaid Enrollment (Non-Expansion)

13,737

Source: Louisiana State Agencies

All data is the most recent available at time of publication, ranging from 2014 to 2018

Demographics



Population

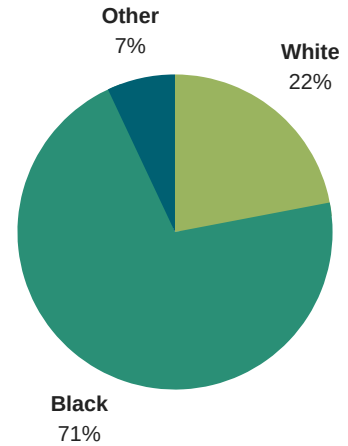
45,608



No. of Households

17,597

Racial Distribution




Economy



Median Household Income

\$29,749



Poverty Rates

Category	Rate
Overall	29.9%
Children	46%
Seniors	16%



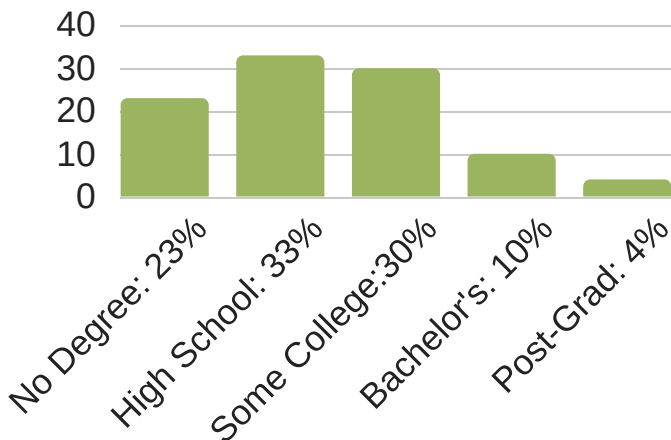
Median Value of Owner-Occupied Housing

\$92,600

Education

Minimum Level of Educational Attainment

Population 25 years and over



Public School Enrollment

Calcasieu: 32,965