

House District 28

By the Numbers:



Changing Policy.
Improving Lives.
www.labudget.org



SNAP
(Supplemental Nutrition Assistance Program)

No. of Individuals Receiving SNAP

9,035

Monthly SNAP Amount Distributed

\$1,029,200

No. of SNAP Retailers

65

Total Recipients*

79

Total Monthly Distribution*

\$11,520

Cash Assistance



*Combined Family Independence Temporary Assistance & Kinship Care Subsidy Programs



TOPS
(Taylor Opportunity Program for Students)

No. of Students Receiving TOPS

288

Honors: 37
Performance: 85
Opportunity: 155
Tech: 11

No. of Households Receiving EITC

5,079

Percent of Tax Filers Receiving EITC

33.6%

State EITC Refunds*

\$738,139

EITC
(Earned Income Tax Credit)



*Estimated at 5 percent of federal credit, using 2014 tax data



Medicaid

Medicaid Enrollment (Expansion)

4,726

Medicaid Enrollment (Non-Expansion)

14,041

Source: Louisiana State Agencies

All data is the most recent available at time of publication, ranging from 2014 to 2018

Demographics



Population

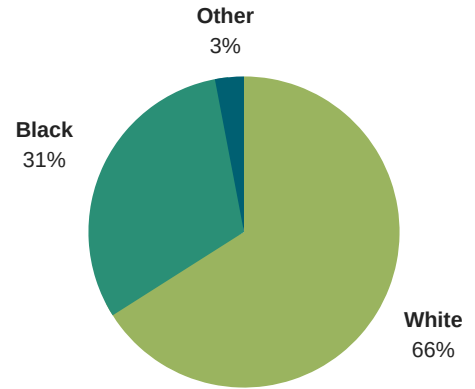
41,252



No. of Households

15,016

Racial Distribution




Economy



Median Household Income

\$34,985



Poverty Rates

Category	Rate
Overall	23.1%
Children	31%
Seniors	22%



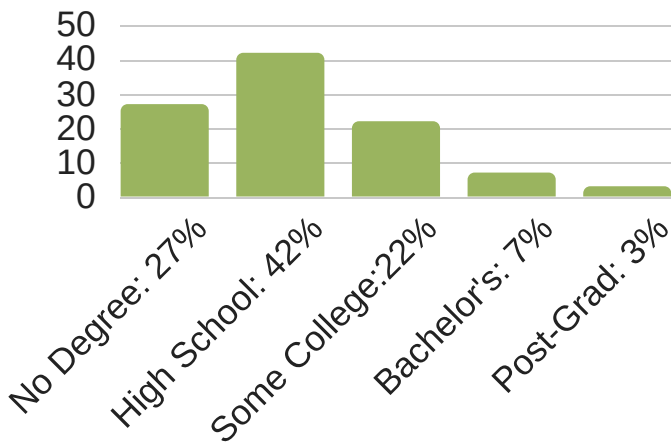
Median Value of Owner-Occupied Housing

\$93,000

Education

Minimum Level of Educational Attainment

Population 25 years and over



Public School Enrollment

Avoyelles: 5,378