

House District 10

By the Numbers:



Changing Policy.
Improving Lives.
www.labudget.org



SNAP
(Supplemental Nutrition Assistance Program)

No. of Individuals Receiving SNAP

7,245

Monthly SNAP Amount Distributed

\$852,900

No. of SNAP Retailers

51

Total Recipients*

99

Total Monthly Distribution*

\$11,496

Cash Assistance



*Combined Family Independence Temporary Assistance & Kinship Care Subsidy Programs



TOPS
(Taylor Opportunity Program for Students)

No. of Students Receiving TOPS

337

Honors: 60
Performance: 94
Opportunity: 157
Tech: 26

No. of Households Receiving EITC

4,957

Percent of Tax Filers Receiving EITC

29.8%

State EITC Refunds*

\$656,242

EITC
(Earned Income Tax Credit)



*Estimated at 5 percent of federal credit, using 2014 tax data



Medicaid

Medicaid Enrollment (Expansion)

4,899

Medicaid Enrollment (Non-Expansion)

12,219

Source: Louisiana State Agencies

All data is the most recent available at time of publication, ranging from 2014 to 2018

Demographics



Population

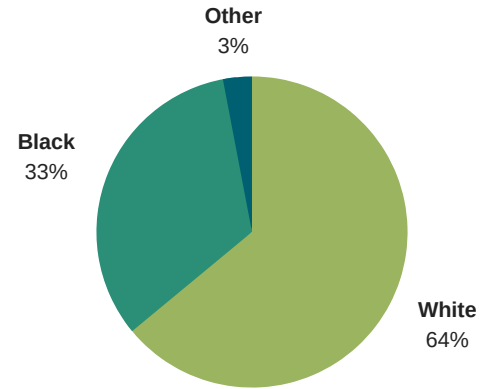
42,419



No. of Households

16,689

Racial Distribution




Economy



Median Household Income

\$33,171



Poverty Rates

Category	Rate
Overall	23.9%
Children	36%
Seniors	15%



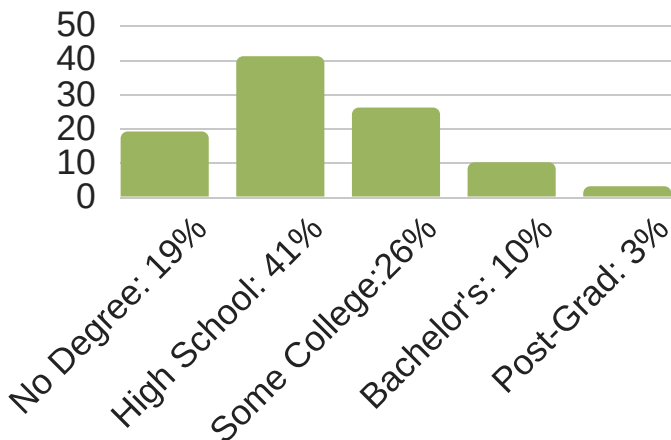
Median Value of Owner-Occupied Housing

\$82,700

Education

Minimum Level of Educational Attainment

Population 25 years and over



Public School Enrollment

Bossier: 22,760

Caddo: 6,251